

Rotator **- optimises the working conditions**

The Rotator is available in three unique models
– all three with focus on safety!

The Rotator with adjustable box holders is a unique and flexible solution for companies, requiring handling of boxes with different widths.

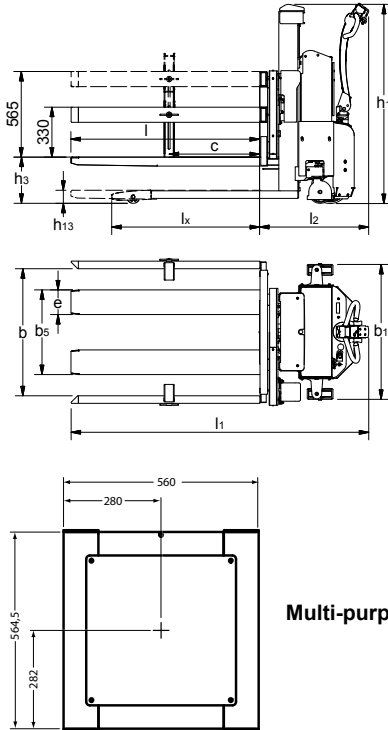
The Rotator with non-adjustable box holders is the solution, if handling of different box widths is not required.

On the Rotator with multi-purpose carriage it is possible to fix and rotate different items, such as tools. This model can be adapted to the requirements of the individual customer.

The two models with box holders can tilt crates and boxes so that the user can reach the contents without stretching, bending and straining the back.

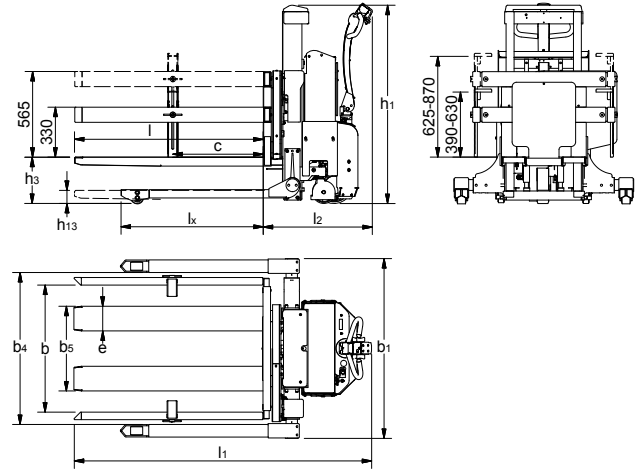


**Rotator with non-adjustable box holders
ELFR & SELFR:**



Multi-purpose carriage

**Rotator with straddle legs and non-adjustable box holders
ELFSR & SELFSR:**



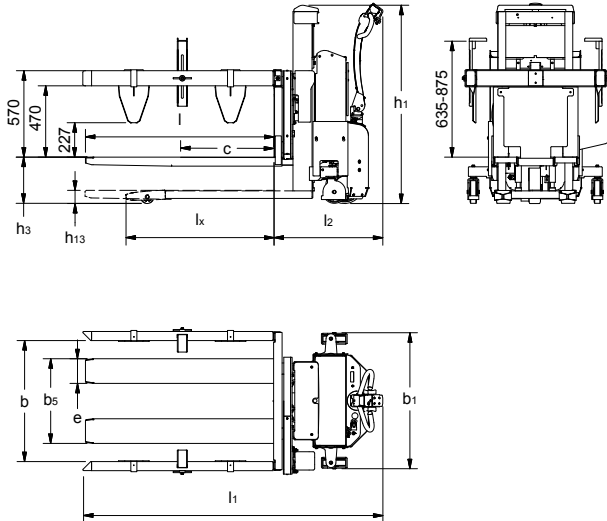
Product (measured in mm)	ELFR, SELFR / ELFSR, SELFSR	ELFR, SELFR / ELFSR, SELFSR	ELFR, SELFR / ELFSR, SELFSR	ELFR, SELFR / ELFSR, SELFSR	ELFR, SELFR / ELFSR, SELFSR
Capacity in kg	1000*	1000*	1000*	1000*	1000*
Lifting height	h ₃	920	1200	1400	1600
Fork length	l	1250			
Overall height	h ₁	1330	1530	1730	1930
Overall width	b ₁	932, 890 (ELFR & SELFR: distance between steering wheels 860 mm) / 166 + b ₄			
Width between legs	b ₄	314, 434 / 850-942, 942-1124, 1124-1306, 1240-1422**			
Fork span	b ₅	560, 680			
Length without forks	l ₂	590, 605 / 590, 703			
Overall length with 1250 forks	l ₁	2000, 1955 / 2000, 1955			
Lowered height, forks	h ₁₃	85, 90 / 85, 90	90		
Load centre	c	l/2			
Fork width	e	163			
Run-in length	l _x	1040			
Gangway (pallet: 1200 x 800)	A _{st}	2290***, 2200*** / 2290***, 2200***			
Turning angle of wheels		180°, 210° / 180°, 210°			
Motor		SELFR & SELFSR: 1,2 kW 24 V speed control electronically variable			
Driving speed with/without load		SELFR & SELFSR: Below 500 mm lift: 5/6 km/h, over 500 mm lift: 3/4 km/h			
Pump motor		1,1 kW 12 V / 1,2 kW 24 V			
Lifting speed with/without load		ELFR & ELFSR: 0,05/0,07 m/s, SELFR & SELFSR: 0,07/0,12 m/s,			
Lowering speed with/without load		ELFR & ELFSR: 0,12 m/s / 0,04 m/s, SELFR & SELFSR: 0,12 m/s / 0,07 m/s			
Max. torque		700 Nm			
Tilt function		355° (with one adjustable stop in every side) (Standard: 45° to every side)			
Tilt area		Forks: 400 - 900 (h ₃). Multi-purpose carriage: 680 - 1180 from floor to rotation centre			
Tilt time (0-180°)		Minimum 30 sec. (adjustable)			
Electric motor for tilt function		ELFR & ELFSR: 12 V 24 A, SELFR & SELFSR: 24 V, 12 A			
Motor specifications		0,2 kW, 3000 r/m Permanent magnet motor, IP 44, class F. Gear 1:228			
Operation		not continuously (S2=10 min.)			
Weight in kg (without battery)		372, 501 / 432, 561	391, 520 / 451, 580	397, 526 / 457, 586	401, 530 / 461, 590
Box holder with/without clamps (optional extras)	b	For box widths of 800, 850 or 1000 mm by a fork span of 560 mm. For box widths of 1000, 1050 or 1200 mm by a fork span of 680 mm. Special arrangements for a maximum box width of 1400 mm are possible. Box holders with clamps can hold boxes of heights between 380 and 870 mm, when tilted.			

* Maximum 1000 kg when the load centre is maximum 80 mm from the rotation centre.
The load capacity that can be tilted is reduced, the larger the distance is between load centre of the load and rotation centre.

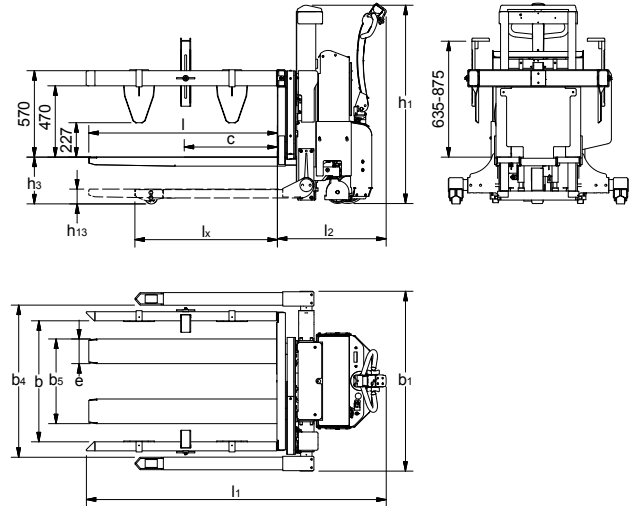
** Width between straddle legs of more than 1306 mm: Max. capacity 800 kg.

*** Tests show that 1700 mm is enough (on straddle model it depends on width between the straddle legs).

**Rotator with adjustable box holders
ELFRA & SELFRA:**



**Rotator with straddle legs and adjustable box holders
ELFSRA & SELFSRA:**



Product (measured in mm)	ELFRA, SELFRA / ELFSRA, SELFSRA	ELFRA, SELFRA / ELFSRA, SELFSRA	ELFRA, SELFRA / ELFSRA, SELFSRA	ELFRA, SELFRA / ELFSRA, SELFSRA	ELFRA, SELFRA / ELFSRA, SELFSRA
Capacity in kg	1000*	1000*	1000*	1000*	1000*
Lifting height	h_3	920	1200	1400	1600
Fork length	l	1250			
Overall height	h_1	1330	1530	1730	1930
Overall width	b_1	932, 890 (ELFRA & SELFRA: distance between steering wheels 860 mm) / $166 + b_4$			
Width between legs	b_4	314, 434 / 850-942, 942-1124, 1124-1306, 1240-1422**			
Fork span	b_5	560, 680			
Length without forks	l_2	590, 605 / 590, 703			
Overall length with 1250 forks	l_1	2000, 1955 / 2000, 1955			
Lowered height, forks	h_{13}	85, 90 / 85, 90	90		
Load centre	c	$l/2$			
Fork width	e	163			
Run-in length	l_x	1040			
Gangway (pallet: 1200 x 800)	A_{st}	2290***, 2200*** / 2290***, 2200***			
Turning angle of wheels		180° , 210° / 180° , 210°			
Motor		SELFRA & SELFSRA: 1,2 kW 24 V speed control electronically variable			
Driving speed with/without load		SELFRA & SELFSRA: Below 500 mm lift: 5/6 km/h, over 500 mm lift: 3/4 km/h			
Pump motor		1,1 kW 12 V / 1,2 kW 24 V			
Lifting speed with/without load		ELFRA & ELFSRA: 0,05/0,07 m/s, SELFRA & SELFSRA: 0,07/0,12 m/s,			
Lowering speed with/without load		ELFRA & ELFSRA: 0,12 m/s / 0,04 m/s, SELFRA & SELFSRA: 0,12 m/s / 0,07 m/s			
Max. torque		700 Nm			
Tilt function		355° (with one adjustable stop in every side) (Standard: 45° to every side)			
Tilt area		Forks: 400 - 900 (h_3)			
Tilt time (0-180°)		Minimum 30 sec. (adjustable)			
Electric motor for tilt function		ELFRA & ELFSRA: 12 V 24 A, SELFRA & SELFSRA: 24 V, 12 A			
Motor specifications		0,2 kW, 3000 r/m Permanent magnet motor, IP 44, class F. Gear 1:228			
Operation		not continuously (S2=10 min.)			
Weight in kg (without battery)		372, 501 / 432, 561	391, 520 / 451, 580	397, 526 / 457, 586	401, 530 / 461, 590
Adjustable box holders with/without clamps (optional extra)	b	The box holders can be adjusted for box widths from 800 to 1200mm Box holders with clamps can hold boxes of heights between 635 and 875 mm, when tilted			

* Maximum 1000 kg when the load centre is maximum 80 mm from the rotation centre.
The load capacity that can be tilted is reduced, the larger the distance is between load centre of the load and rotation centre.

** Width between straddle legs of more than 1306 mm: Max. capacity 800 kg.

*** Tests show that 1700 mm is enough (on straddle model it depends on width between the straddle legs).

Technical Specifications

Advantages of the three Rotator models:

- Easy to set degree of tilt and rotation speed
- Precise and controlled acceleration/ deceleration on rotation at start/stop
- Simple construction
- easy to exchange wearing parts
- Tilting function is deactivated automatically, when rotating to neutral position.

Box holders with clamps are recommended when tilting more than 60°.



Non-adjustable box holders: Depending on the height/weight of the load, one or two sets of box holders (with/without clamps) can be fitted (optional extras).



Box holders with or without clamps (optional extras) can be fitted. Clamps are recommended when tilting more than 60°.



The Rotator can turn a box 180° to empty it fully, when equipped with box holders with clamps.



Adjustable box holders: The width is adjusted by a handle, so that the width fits the requested box width (between 800 mm and 1200 mm).



Adjustable box holders: Depending on the stability and type of the box, side support plates can be chosen as optional extra.



Rotator with adjustable box holders with clamps and two sets of side support plates.



Rotator with adjustable box holders can easily be adjusted to boxes with widths from 800 mm to 1200 mm.




Remote control for rotation (with cable as standard/wireless as optional extra). Also available for the lifting/lowering function.



Easy to set degree of tilt and rotation speed.



With Rotator Reel Clamp heavy reels can be transported, lifted and rotated 90° to each side.



Multi-purpose carriage, which can be adjusted to fit specific customer items, e.g. tools.



The Rotator is here used in the component industry.



Optimum working conditions: The user can reach the contents without stretching and straining the back.



The Rotator is here used in the food industry.

We also offer tailor-made solutions.

Please ask for further information or visit our website www.logitrans.com